

ABM Panel

G-100 Galvanized | AZ50 Galvalume



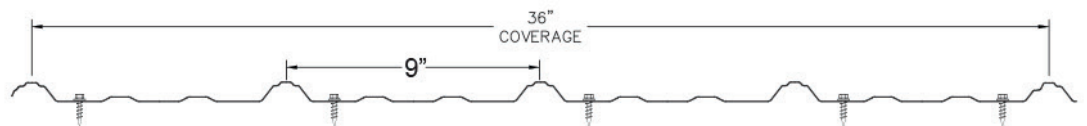
■ - Colors available in heavier 26 gauge Galvalume * - Only available with Galvalume Panels

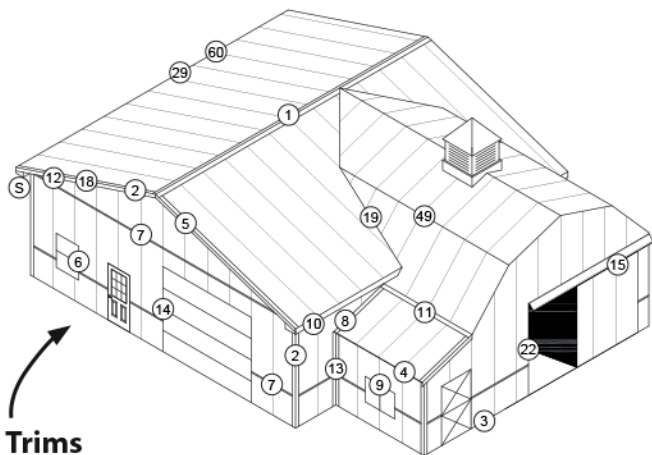
Bright White (WH)	Light Stone (LS)	Beige (BG)	Clay (CL)	Tan (TN)
Bone White (BW)	Ash Gray (AG)	Pewter Gray (PG)	Charcoal (CH)	Bronze (BZ)
Scarlet Red (SR)	Barn Red (RD)	Colonial Red (CR)	Burgundy (BU)	Brown (BN)
*Gold (GL)	*Patina Green (PA)	*Avocado Green (AV)	Forest Green (FG)	Evergreen (EG)
Slate Blue (SB)	Gallery Blue (GB)	*Dark Blue (DB)	Black (BL)	*Copper Penny (CP)

What is the difference between Galvalume® and Galvanized Substrates?

Underneath the high-performance paint colors is either a Galvalume® or Galvanized coating. Galvalume® is a coating with zinc, aluminum, and trace amounts of silicon for great long-term performance. Galvanized coatings have a higher concentration of zinc that fights weathering and gives a speedy defense against rust – especially on cut edges or scratches. Galvanized coatings resist the effects of ammonia vapors and tend to perform better in the presence of livestock than Galvalume®.

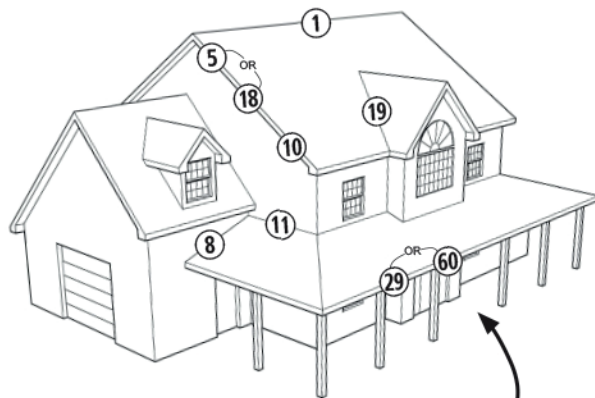
ABM Panel Profile





All Trims

Drawings are not to scale.
Exact dimensions may vary.
Contact us about custom trims.
Item codes are in brackets.
cc - Color Code



Common Residential Trims

