

Board & Batten Panel

WeatherXL

26 Gauge AZ50 Galvalume




Bright White (WH)



Light Stone (LS)




Clay (CL)



Ash Gray (AG)




Charcoal (CH)




Bronze (BZ)



Barn Red (RD)



Burgundy (BU)



Brown (BN)



Evergreen (EG)

Textured WeatherXL

26 Gauge AZ50 Galvalume



Bronze (TBZ)



Burgundy (TBU)



Colonial Red (TCR)




Charcoal (TCH)



Ash Gray (TAG)



Light Stone (TLS)



White (TWH)



Black (TBL)



Evergreen (TEG)



Gallery Blue (TGB)



Shadow Gray (TSG)

Prints

26 Gauge AZ50 Galvalume | 20-Year Warranty



Aged Metal (AM)

40-Year Warranty | PVDF Print



Gray Cedar (GC)



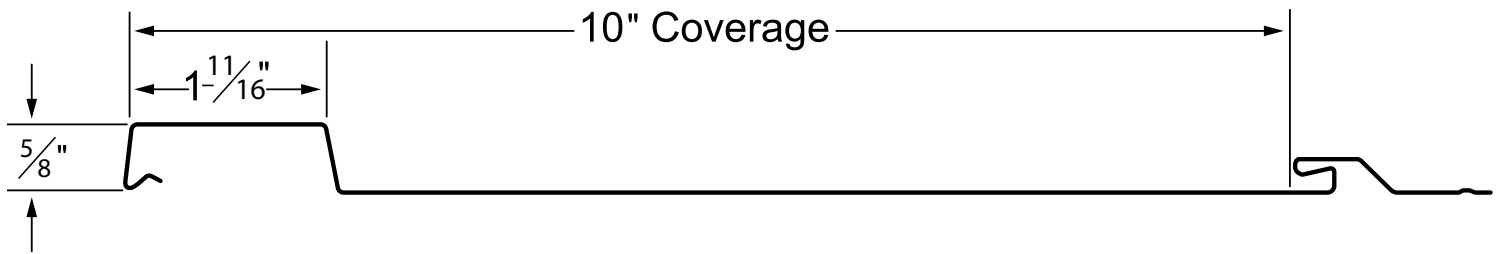
Natural Cedar (NC)



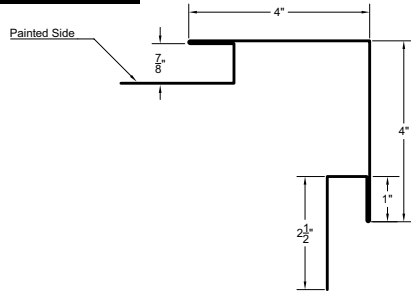
Dark Cedar (DC)



Whitewash Cedar (WC)

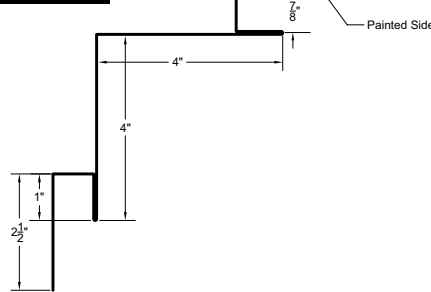


BBOCcc



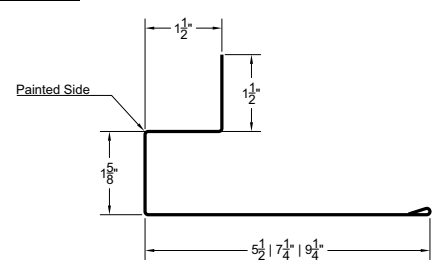
Outside Corner | 10' 2"

BBICcc



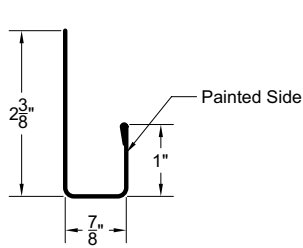
Inside Corner | 10' 2"

JTcc



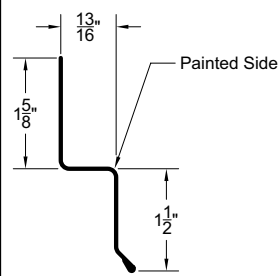
Door Trim | 10' 2"

Jcc



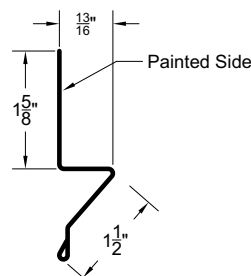
J Channel | 10' 2"

DAcc



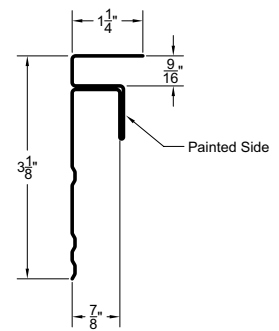
Double Angle | 10' 2"

BAcc



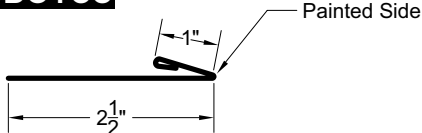
Base Angle | 10' 2"

FJcc



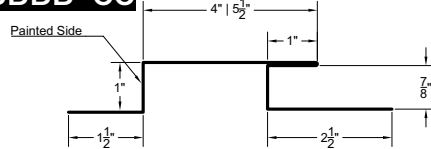
F & J Channel | 10' 2"

BBUTcc



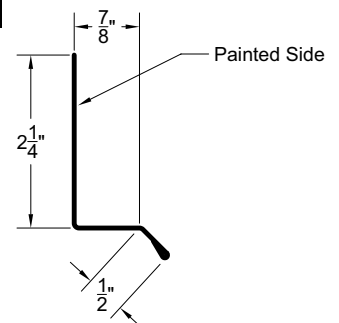
Utility Trim | 10' 2"

BBBB*cc



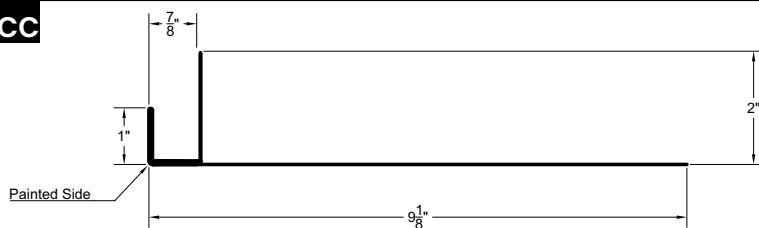
Band Board | 4" & $5\frac{1}{2}$ " | 10' 2"

DCcc



Drip Cap | 10' 2"

ODcc



Overhead Door Trim | 10' 2"

CC = Color Code
Drawings are not to scale.